


## Rubber antenna 2.4 GHz, SMA

Best.Nr. 17010.11



### Electrical Specifications:

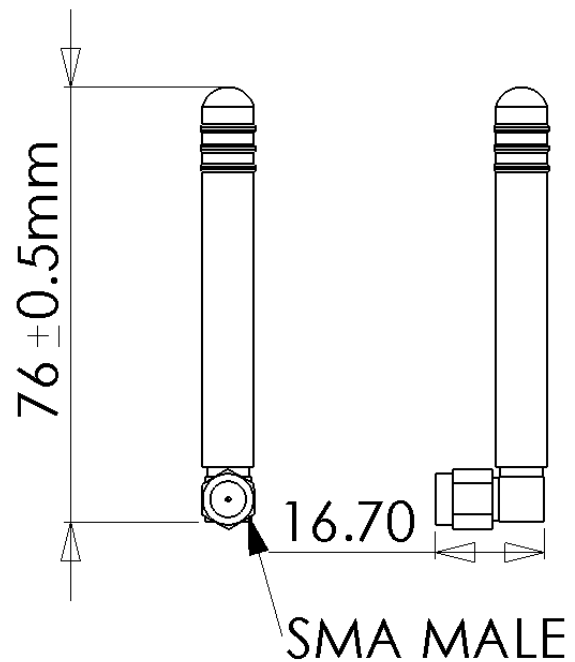

Frequency Range	2.4~2.4835GHz
VSWR	$\leq 2.0$
Impedance	$50\Omega \pm 5\Omega$
Gain	2dBi
Polarization	Vertical
Power Handling	10 Watt
Beam Width	H: 360° / E: 54.4°

### Mechanical Specifications:

Connector	SMA MALE RIGHT ANGLE
Operation Temp.	-30° ~ +60°
Material	Radom: ABS
Dimension	76*16.7 mm
Weight	9.5g $\pm$ 1g
Color	Black



### 3D illustration



## WiMo Antennen und Elektronik GmbH

Am Gäxwald 14, D-76863 Herxheim Tel. (07276) 96680 FAX 9668-11

<http://www.wimo.com>

e-mail: [info@wimo.com](mailto:info@wimo.com)



## Rubber antenna 2.4 GHz, SMA

Best.Nr. 17010.11



### TESTING CONDITION

#### TEST SETUP

VSWR measurement (S11): Use Rhode & Schwarz ZV8 Network Analyzer with Harbour RG-142 coaxial cable: 1000mm length in free space.

#### VSWR

	VSWR Performance		
Freq(MHz)	2400	2450	2485
Free space	1.5	1.4	1.5

### GAIN MEASUREMENT

#### TEST SETUP

The gain of the antenna was measured by non-reflective chamber. The chamber provides less than  $-30$  dB reflectivity from 800 MHz through 6 GHz and a 60cm diameter spherical quiet zone. The measurement results are calibrated using both **SCHWARZBECK** horn standards. A decoupling sleeve is used to reduce feed line radiation.

#### TEST RESULT

The peak gain is picked up as table list from Network analyzer in Chamber room, the completely gain plots also be shown below.

	Peak Gain(H)
Freq	2450 MHz
Peak Gain	2.89 dBi

	Peak Gain(E)
Freq	2450 MHz
Peak Gain	3.84 dBi

## WiMo Antennen und Elektronik GmbH

Am Gäxwald 14, D-76863 Herxheim Tel. (07276) 96680 FAX 9668-11

<http://www.wimo.com>

e-mail: [info@wimo.com](mailto:info@wimo.com)

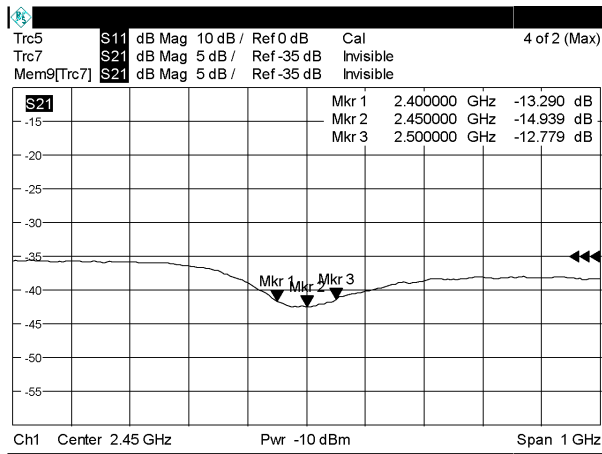


# Rubber antenna 2.4 GHz, SMA

Best.Nr. 17010.11

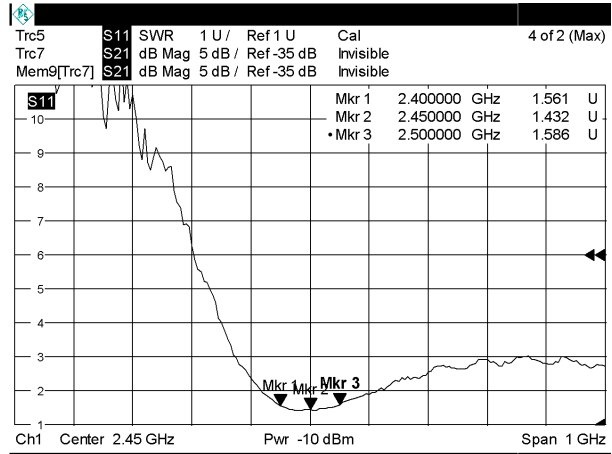


## Return loss



Date: 13.OCT.2008 07:51:31

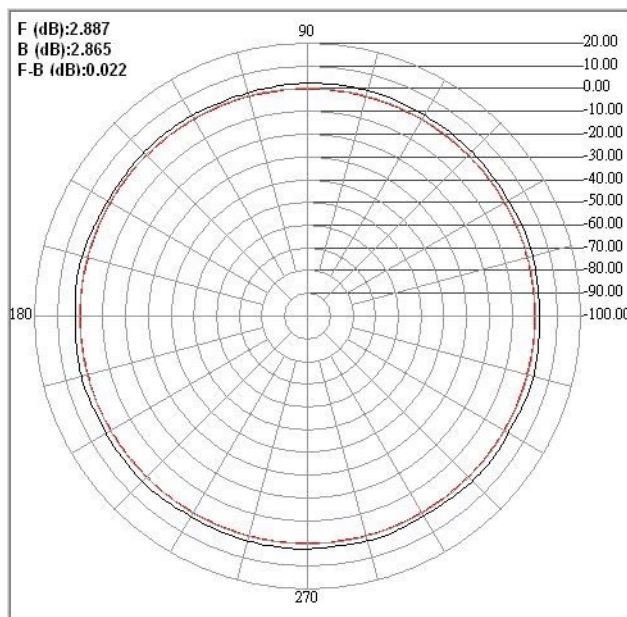
## SWR



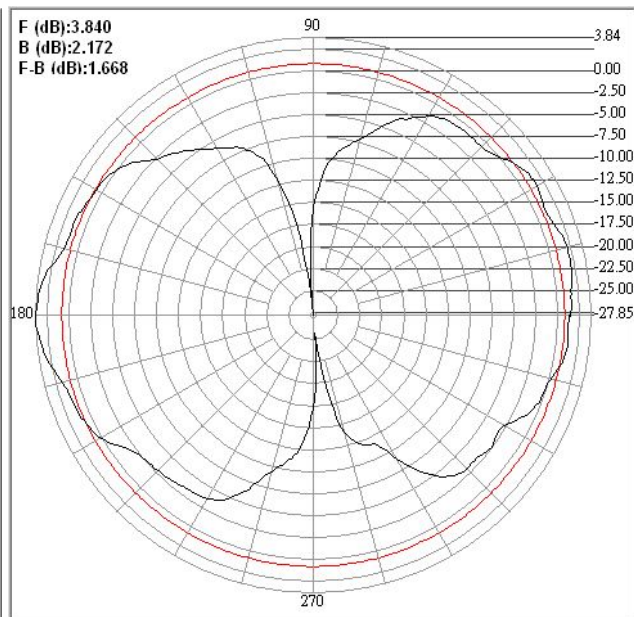
Date: 13.OCT.2008 07:51:52

## Radiation pattern

### H-plane



### E-plane



Center freq.(MHz): <b>2450</b>	Plane : <b>E Plane</b>	
Max gain(dBi) : <b>3.84</b>	Min gain(dBi) : <b>-27.85</b>	
-3dB1 : <b>206.60 deg</b>	-3dB2 : <b>152.20 deg</b>	HPB : <b>54.40 deg</b>
Front (dB) : <b>3.840</b>	Back (dB) : <b>2.172</b>	F B Ratio (dB) : <b>1.668</b>

# WiMo Antennen und Elektronik GmbH

Am Gäxwald 14, D-76863 Herxheim Tel. (07276) 96680 FAX 9668-11

<http://www.wimo.com>

e-mail: [info@wimo.com](mailto:info@wimo.com)